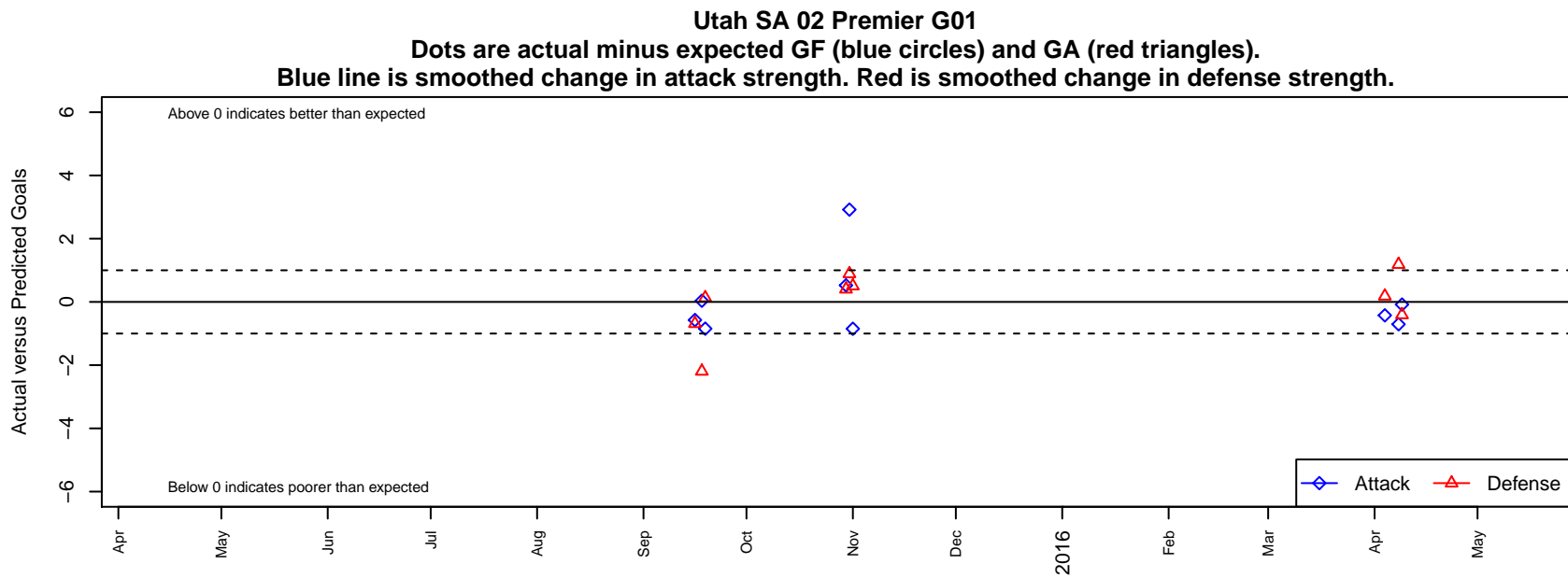


Utah SA 02 Premier G01

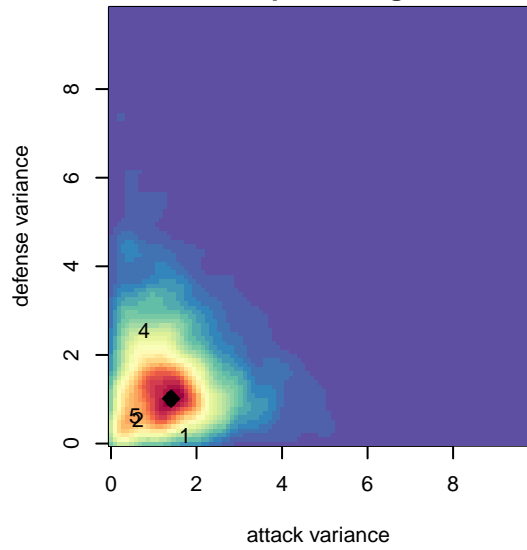
, UT
G01 total strength=1620
attack=21.57 defense=13.6

alt names used:

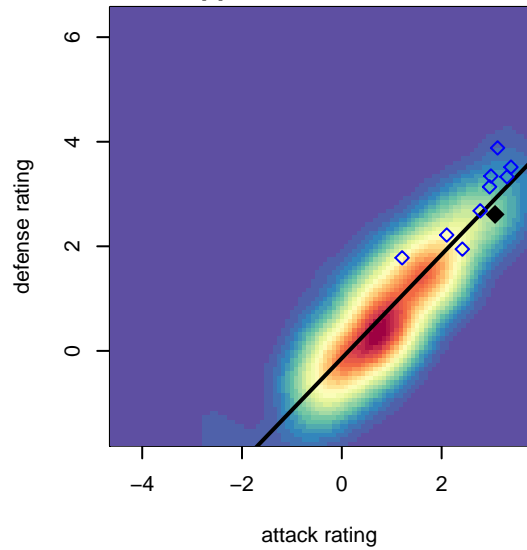
Venues played:
2015 FWRL Desert Premier U14



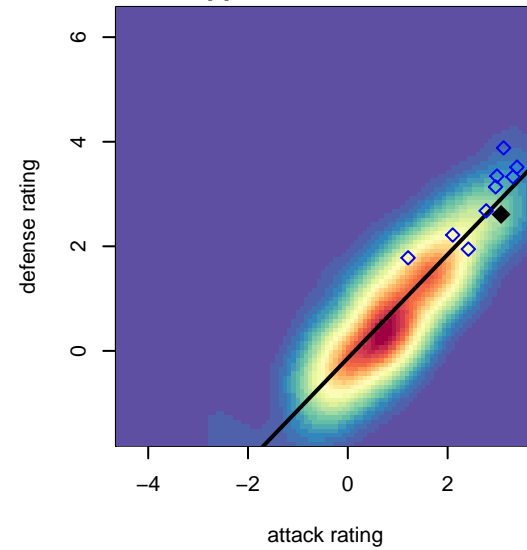
**attack and defense variance (black dot)
relative to other teams
and top 10 in region**



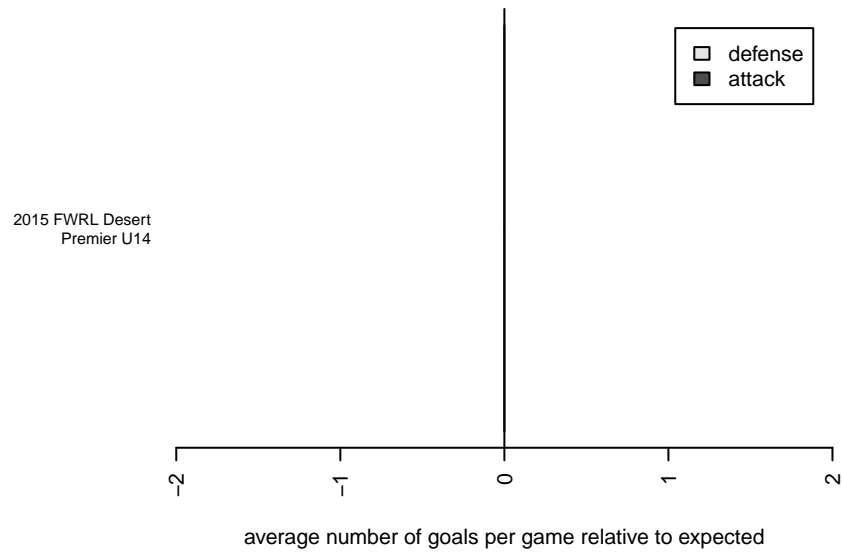
**attack and defense rating
relative to others at age
and all opponents in last 13 months**



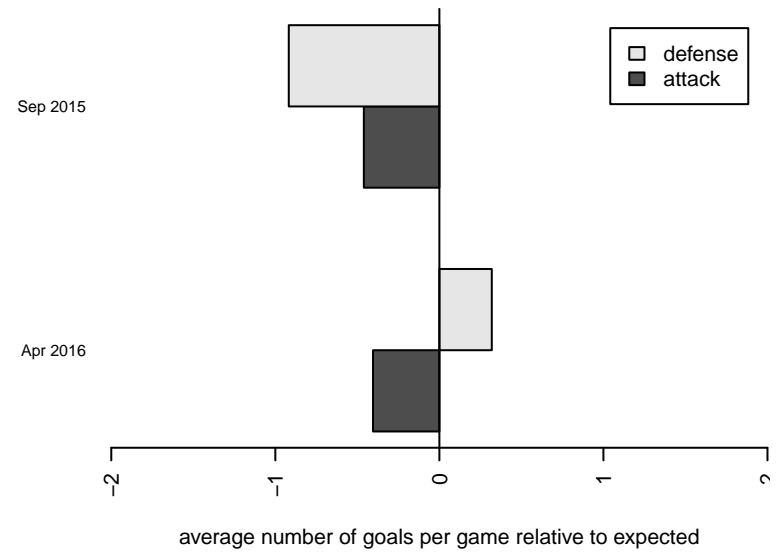
**attack and defense rating
relative to others at age
and all opponents in last 13 months**



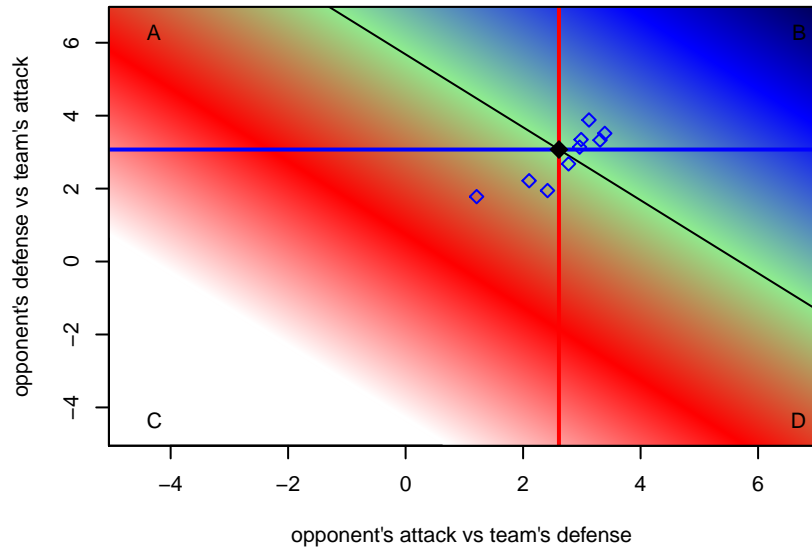
Performance relative to 13 month average



Performance relative to 13 month average



Distribution of opponents
 Red = Lose zone, Blue = Win zone, Green = Even
 Black line separates win/lose zones



lot. A=Neither has attack advantage, B=Opponent has both attack and defense advantage, C=Opponent has both attack and defense disadvantage, D=Both have

date	home		away		venue	pred.home	pred.away
2016-04-09	Real Colorado Olimpico G01	2	Utah SA 02 Premier G01	1	2015 FWRL Desert Premier U14	1.59	1.08
2016-04-08	Utah SA 02 Premier G01	1	Las Vegas Premier SA 02 Black G01	0	2015 FWRL Desert Premier U14	1.71	1.18
2016-04-04	La Roca Premier 02 FD G01	2	Utah SA 02 Premier G01	0	2015 FWRL Desert Premier U14	2.18	0.42
2015-11-01	Players SC 02 Elite AP G01	0	Utah SA 02 Premier G01	2	2015 FWRL Desert Premier U14	0.50	2.85
2015-10-31	Utah SA 02 Premier G01	6	FC Warriors Blue 02 G01	0	2015 FWRL Desert Premier U14	3.08	0.89
2015-10-30	Utah SA 02 Premier G01	4	Colorado Storm 02 South G01	0	2015 FWRL Desert Premier U14	3.48	0.40
2015-09-19	Utah SA 02 Premier G01	0	Scottsdale 02 Blackhawks G01	2	2015 FWRL Desert Premier U14	0.85	2.13
2015-09-18	Rio Rapids SC 02 G01	4	Utah SA 02 Premier G01	1	2015 FWRL Desert Premier U14	1.81	0.96
2015-09-16	Utah Celtic FC 02 G01	3	Utah SA 02 Premier G01	0	2015 FWRL Desert Premier U14	2.31	0.57